

Protractor Golf Rules:

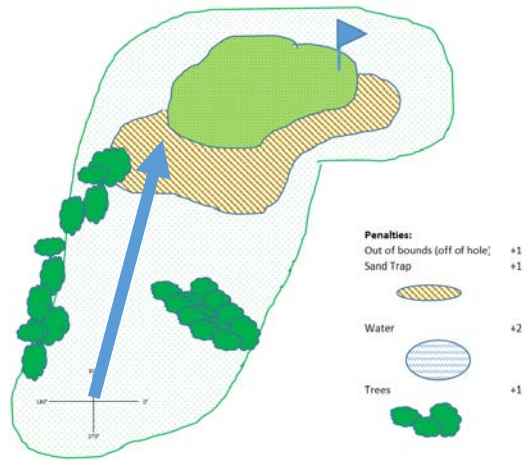
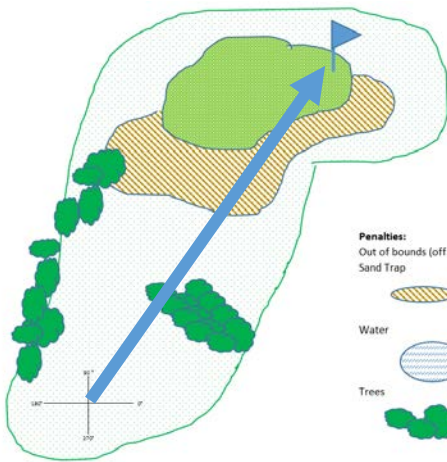
Both player start at the tee, which is indicated by the cross with degrees labeled on it. Note that moving straight up is always a 90 degree shot. Each player must **estimate** the distance of the shot and the angle from the tee (payers may NOT measure in advance!). Record the estimates on the sheet, and then use a protractor and ruler to measure the shot.

If the player hits a hazard (water, sand trap or trees), the player accrues penalty points, and play resumes from the point of entry into the hazard. Note: You cannot shoot over trees! If you hit the trees, you must take your next shot from the point of impact.

Your score is the number of strokes plus the number of penalty strokes.

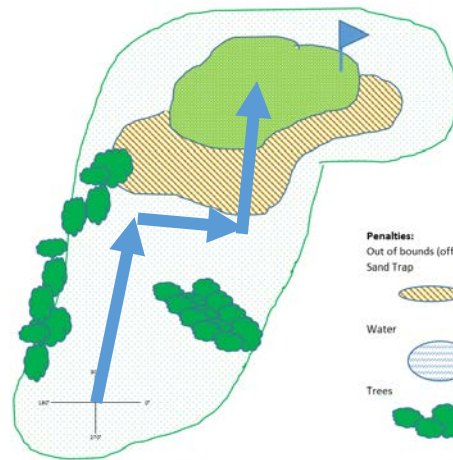
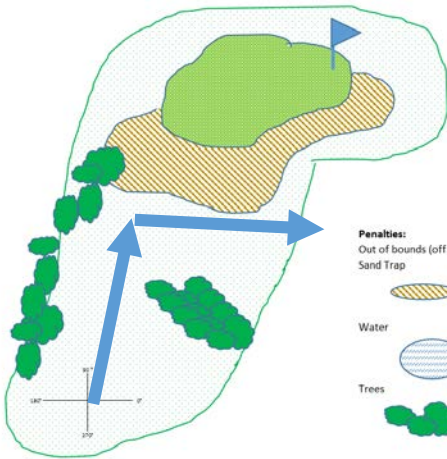
The winner is the player whose score is LOWEST.

Examples of plays



Illegal move – player cannot shoot over trees. Player gets 1 penalty shot and must take next shot from front of trees.

Illegal move – player cannot land in sandtrap. Player gets 1 penalty shot and must take next shot from front of sandtrap.



Illegal move – player cannot go outside of the course. Player gets 1 penalty shot and must take next shot from the point where the ball exits the course.

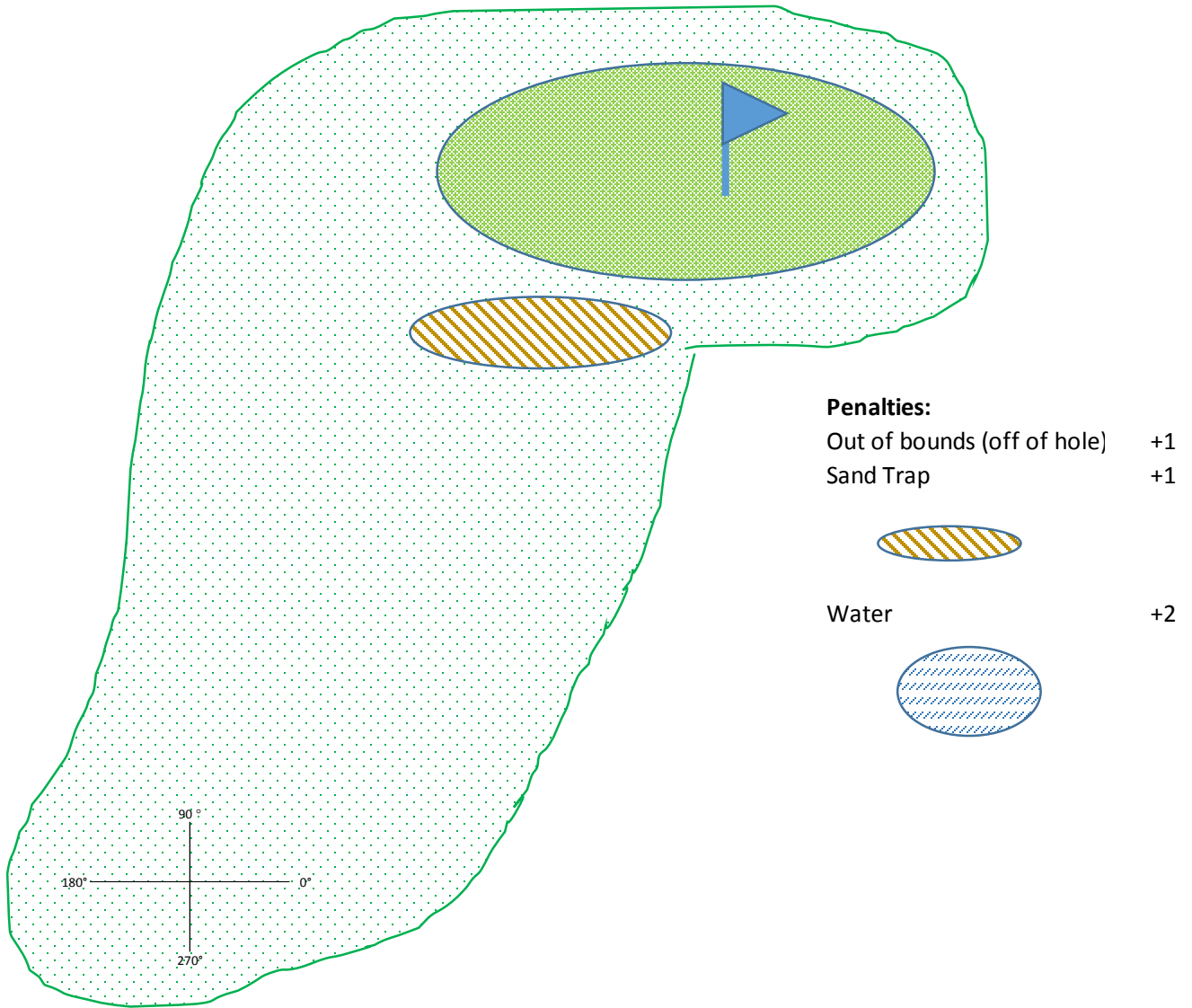
Good! Three legal moves – player now measures from end of shot to the cup to determine number of putts on the green.

Hole # 1

Calculate Number of Putts

Distance to cup	Number of Putts
0 - 0.5 cm	1
0.6 - 1.5 cm	2
> 1.5 cm	3

If you land in a penalty area, your ball is placed at the point on entry, and you are penalized the points shown. You cannot hit balls over trees, but may try to hit them over sand traps and water.



Penalties:

Out of bounds (off of hole) +1

Sand Trap +1



Water +2



Player 1		
Angle	Length	Stroke (+ Penalty)
	Putts	
	Total	

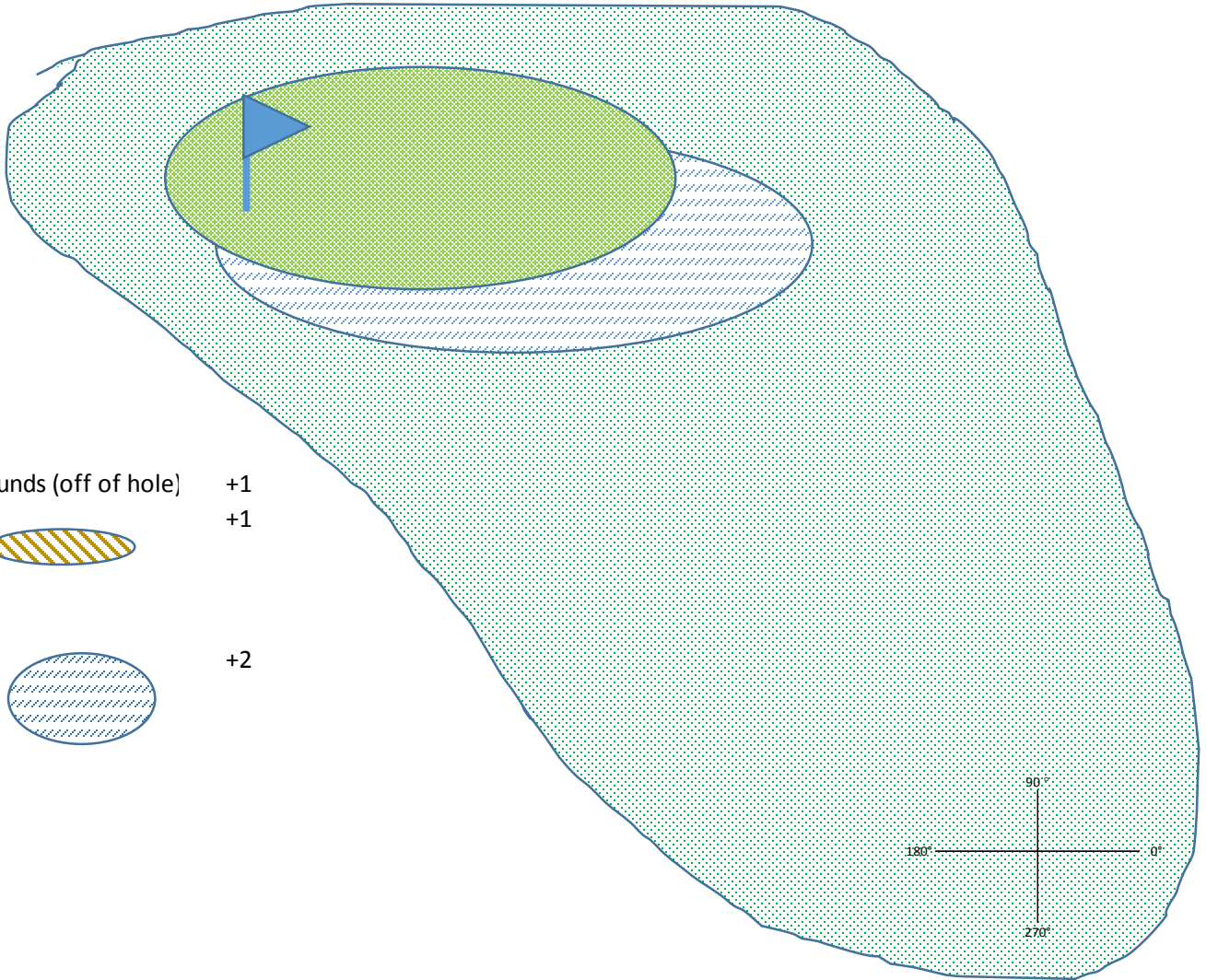
Player 2		
Angle	Length	Stroke (+ Penalty)
	Putts	
	Total	

Hole # 2

If you land in a penalty area, your ball is placed at the point on entry, and you are penalized the points shown. You cannot hit balls over trees, but may try to hit them over sand traps and water.

Calculate Number of Putts

Distance to cup	Number of Putts
0 - 0.5 cm	1
0.6 - 1.5 cm	2
> 1.5 cm	3



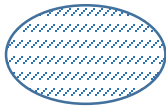
Penalties:

Out of bounds (off of hole) +1

Sand Trap +1



Water +2



Player 1		
Angle	Length	Stroke (+ Penalty)
	Putts	
	Total	

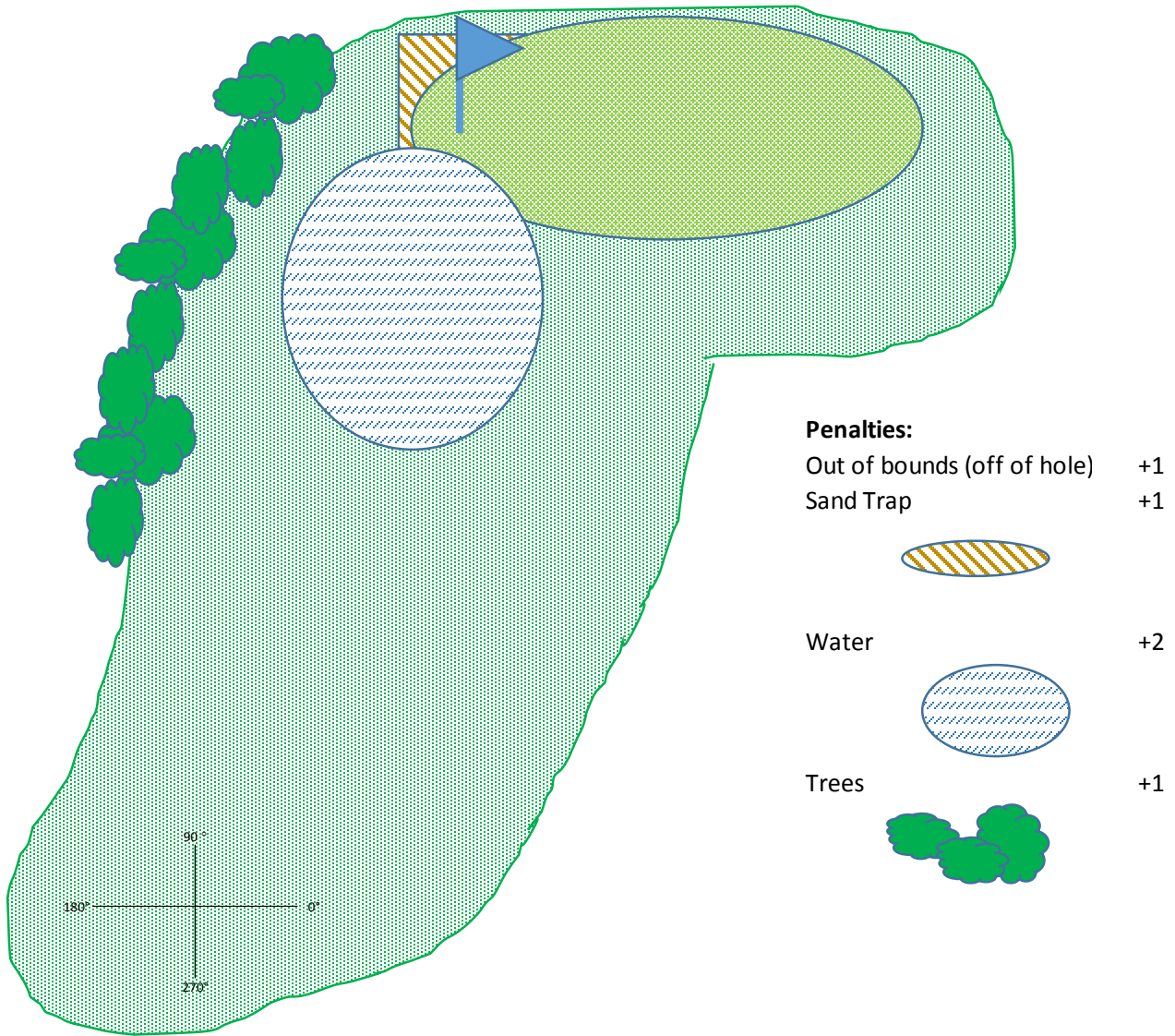
Player 2		
Angle	Length	Stroke (+ Penalty)
	Putts	
	Total	

Hole # 3

Calculate Number of Putts

Distance to cup	Number of Putts
0 - 0.5 cm	1
0.6 - 1.5 cm	2
> 1.5 cm	3

If you land in a penalty area, your ball is placed at the point on entry, and you are penalized the points shown. You cannot hit balls over trees, but may try to hit them over sand traps and water.



Player 1		
Angle	Length	Stroke (+ Penalty)
	Putts	
	Total	

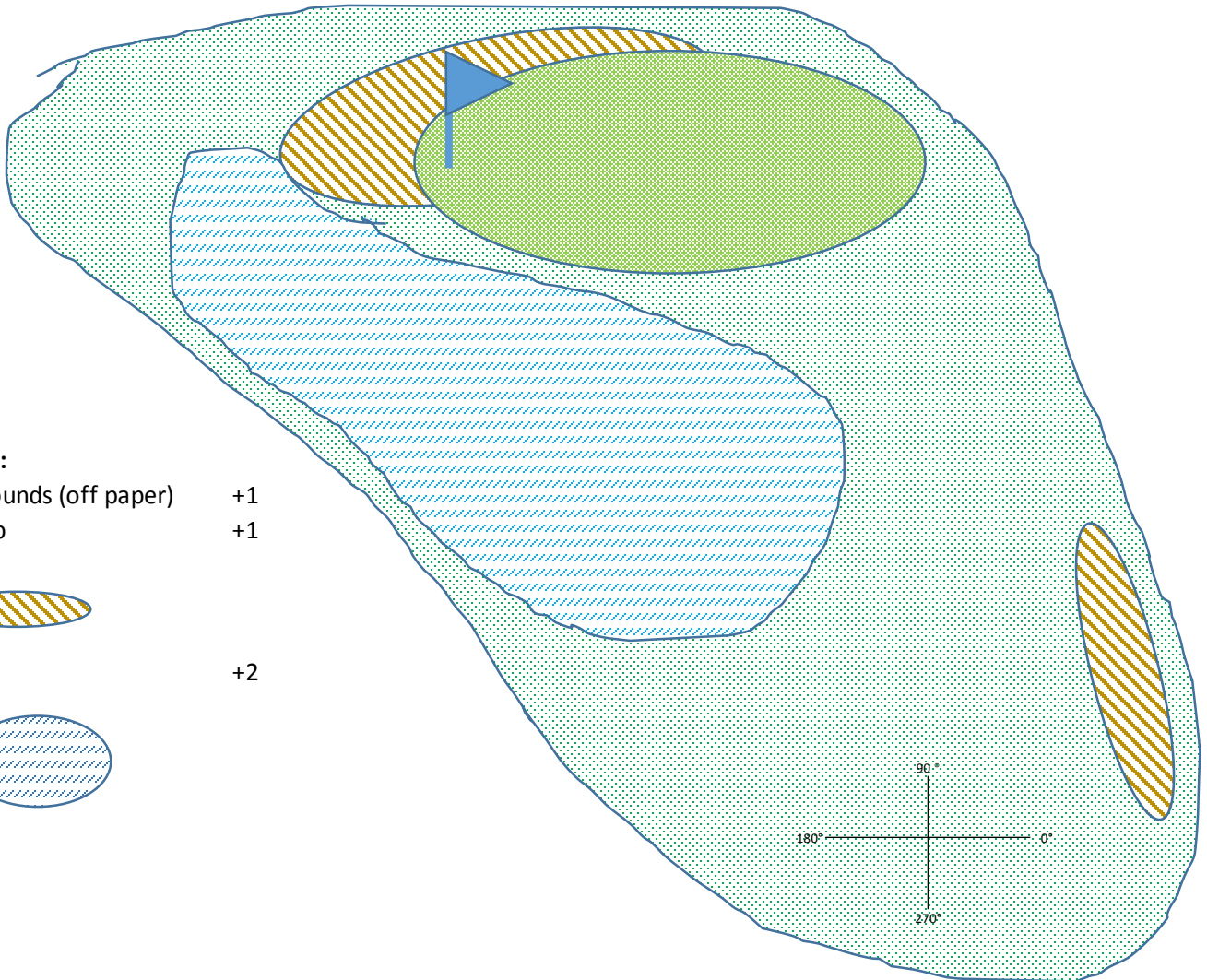
Player 2		
Angle	Length	Stroke (+ Penalty)
	Putts	
	Total	

Hole # 4

Calculate Number of Putts

Distance to cup	Number of Putts
0 - 0.5 cm	1
0.6 - 1.5 cm	2
> 1.5 cm	3

If you land in a penalty area, your ball is placed at the point on entry, and you are penalized the points shown. You cannot hit balls over trees, but may try to hit them over sand traps and water.

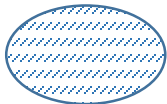


Penalties:

- Out of bounds (off paper) +1
- Sand Trap +1



- Water +2



Player 1		
Angle	Length	Stroke (+ Penalty)
	Putts	
	Total	

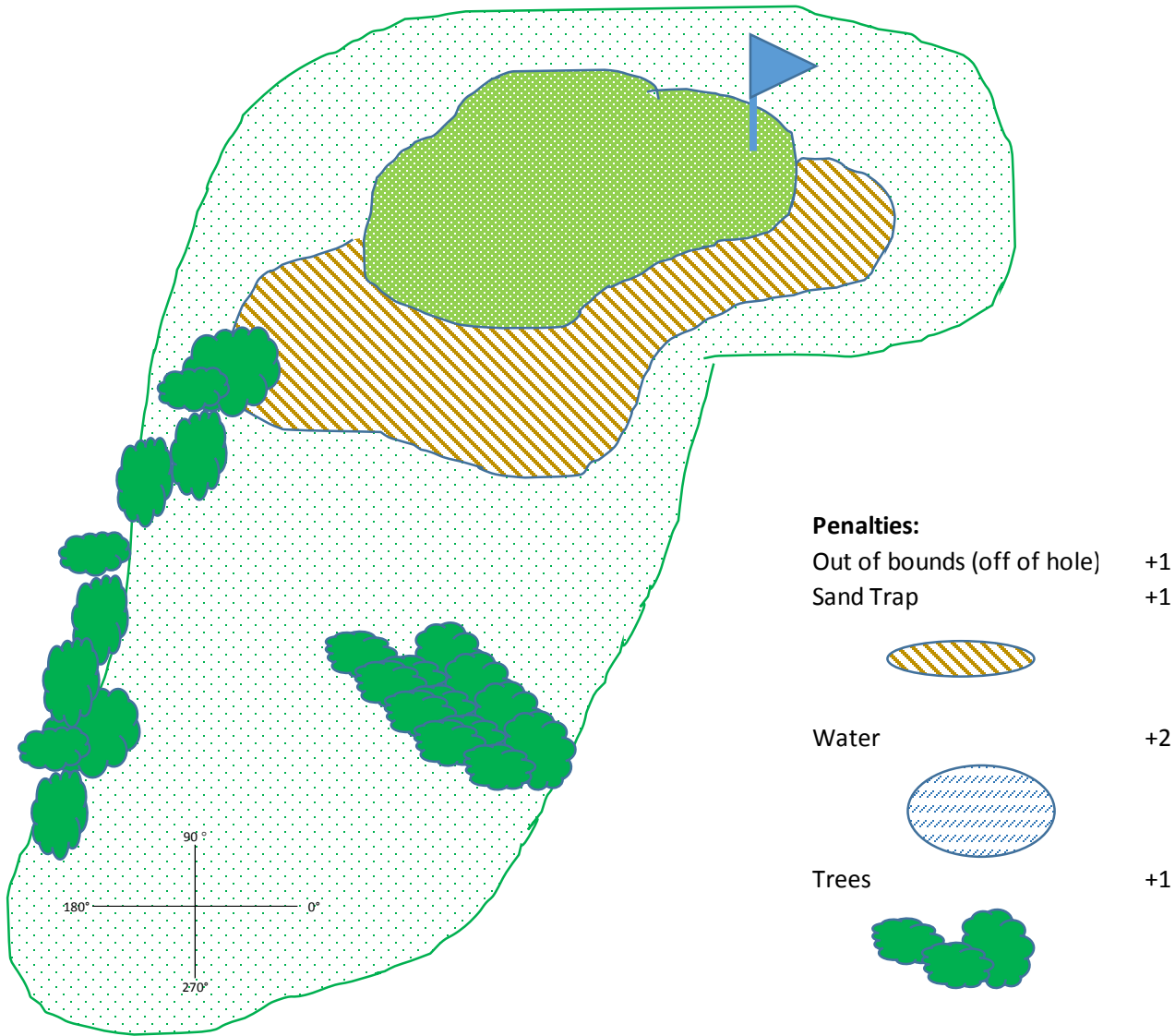
Player 2		
Angle	Length	Stroke (+ Penalty)
	Putts	
	Total	

Hole # 5

If you land in a penalty area, your ball is placed at the point on entry, and you are penalized the points shown. You cannot hit balls over trees, but may try to hit them over sand traps and water.

Calculate Number of Putts

Distance to cup	Number of Putts
0 - 0.5 cm	1
0.6 - 1.5 cm	2
> 1.5 cm	3



Player 1		
Angle	Length	Stroke (+ Penalty)
	Putts	
	Total	

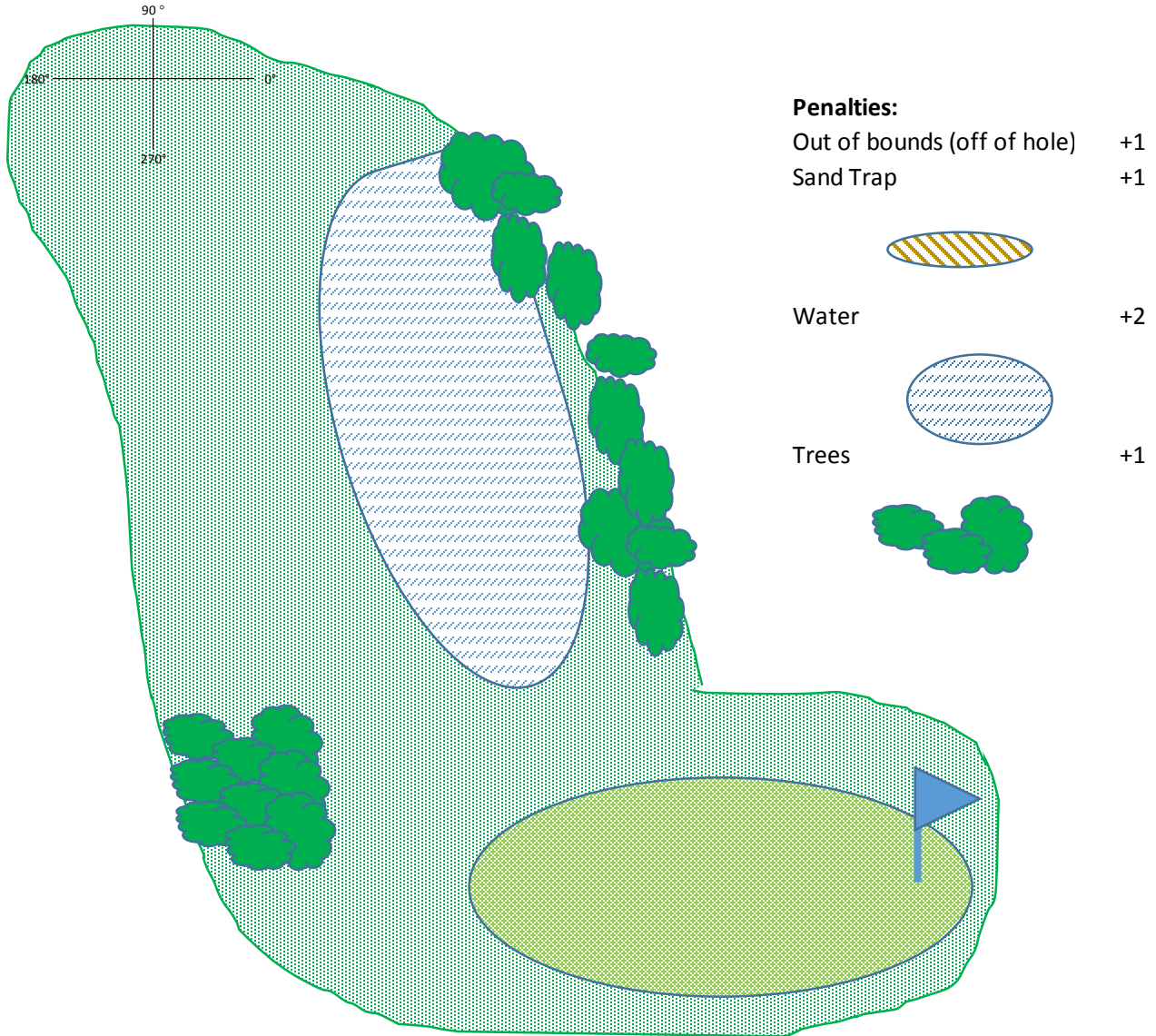
Player 2		
Angle	Length	Stroke (+ Penalty)
	Putts	
	Total	

Hole # 6

If you land in a penalty area, your ball is placed at the point on entry, and you are penalized the points shown. You cannot hit balls over trees, but may try to hit them over sand traps and water.

Calculate Number of Putts

Distance to cup	Number of Putts
0 - 0.5 cm	1
0.6 - 1.5 cm	2
> 1.5 cm	3



Player 1		
Angle	Length	Stroke (+ Penalty)
	Putts	
	Total	

Player 2		
Angle	Length	Stroke (+ Penalty)
	Putts	
	Total	

Hole # 7

If you land in a penalty area, your ball is placed at the point on entry, and you are penalized the points shown. You cannot hit balls over trees, but may try to hit them over sand traps and water.

Calculate Number of Putts

Distance to cup	Number of Putts
0 - 0.5 cm	1
0.6 - 1.5 cm	2
> 1.5 cm	3

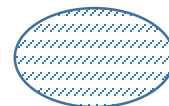
Penalties:

Out of bounds (off of hole) +1

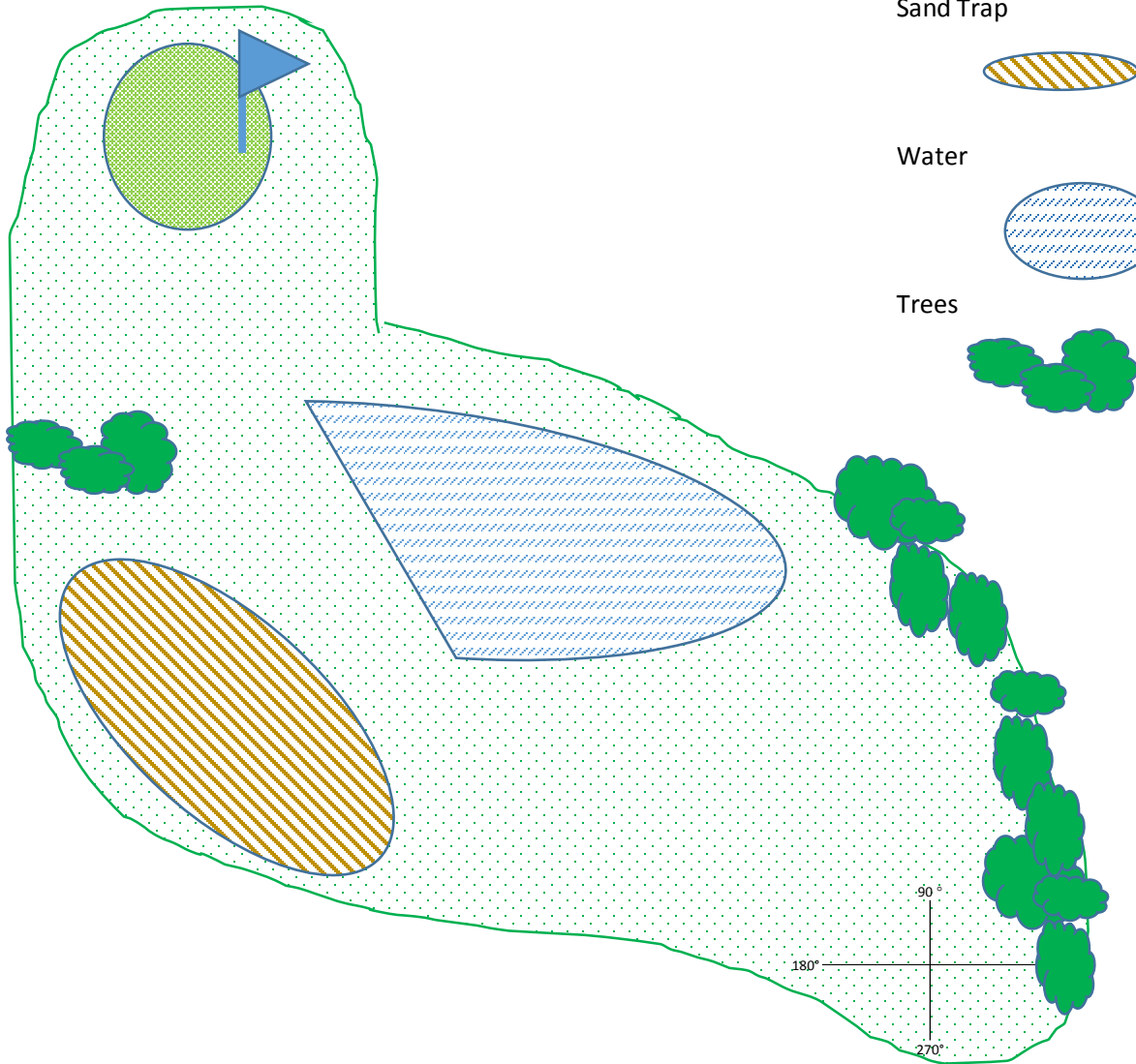
Sand Trap +1



Water +2



Trees +1



Player 1		
Angle	Length	Stroke (+ Penalty)
	Putts	
	Total	

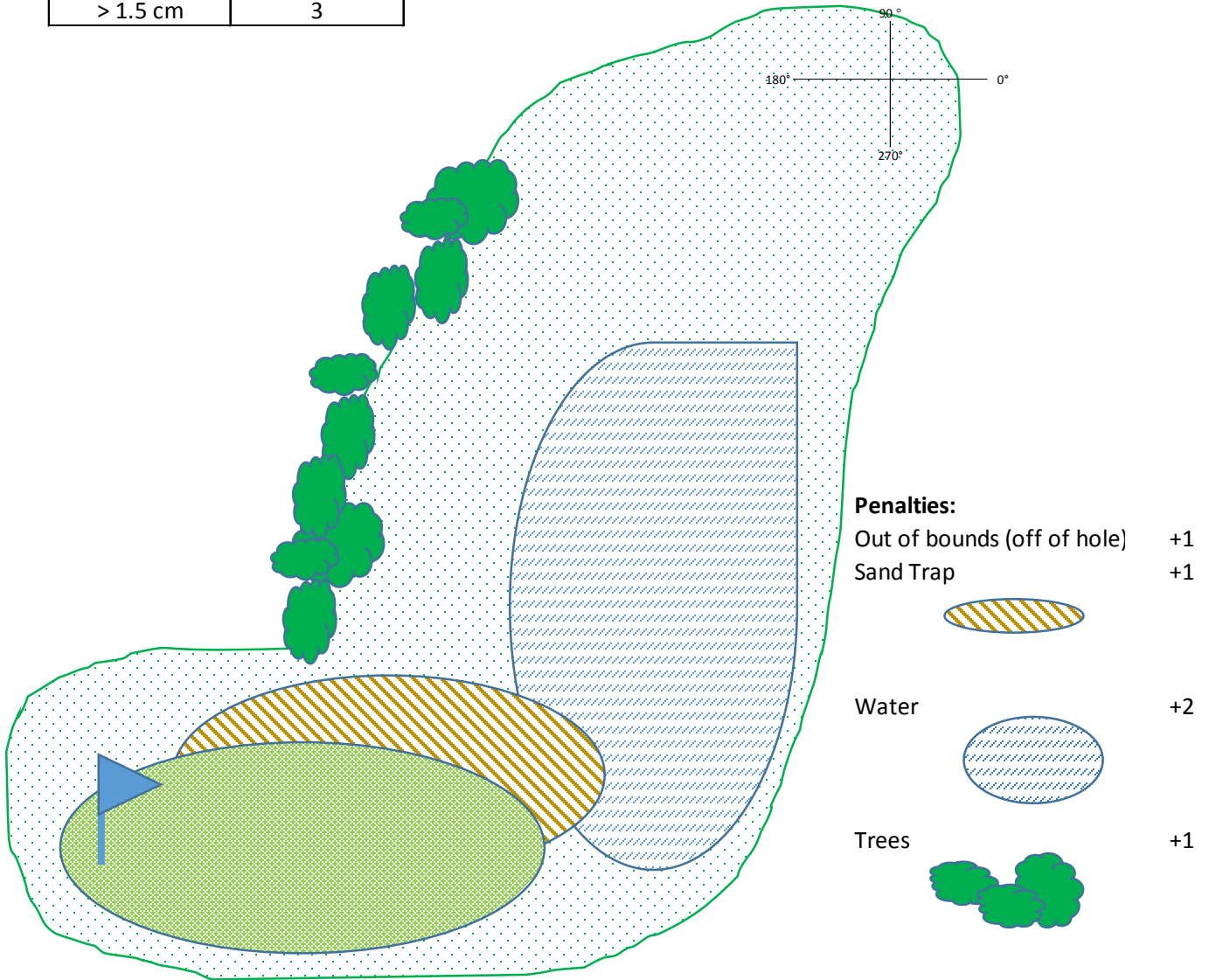
Player 2		
Angle	Length	Stroke (+ Penalty)
	Putts	
	Total	

Hole # 8

If you land in a penalty area, your ball is placed at the point on entry, and you are penalized the points shown. You cannot hit balls over trees, but may try to hit them over sand traps and water.

Calculate Number of Putts

Distance to cup	Number of Putts
0 - 0.5 cm	1
0.6 - 1.5 cm	2
> 1.5 cm	3



Player 1		
Angle	Length	Stroke (+ Penalty)
	Putts	
	Total	

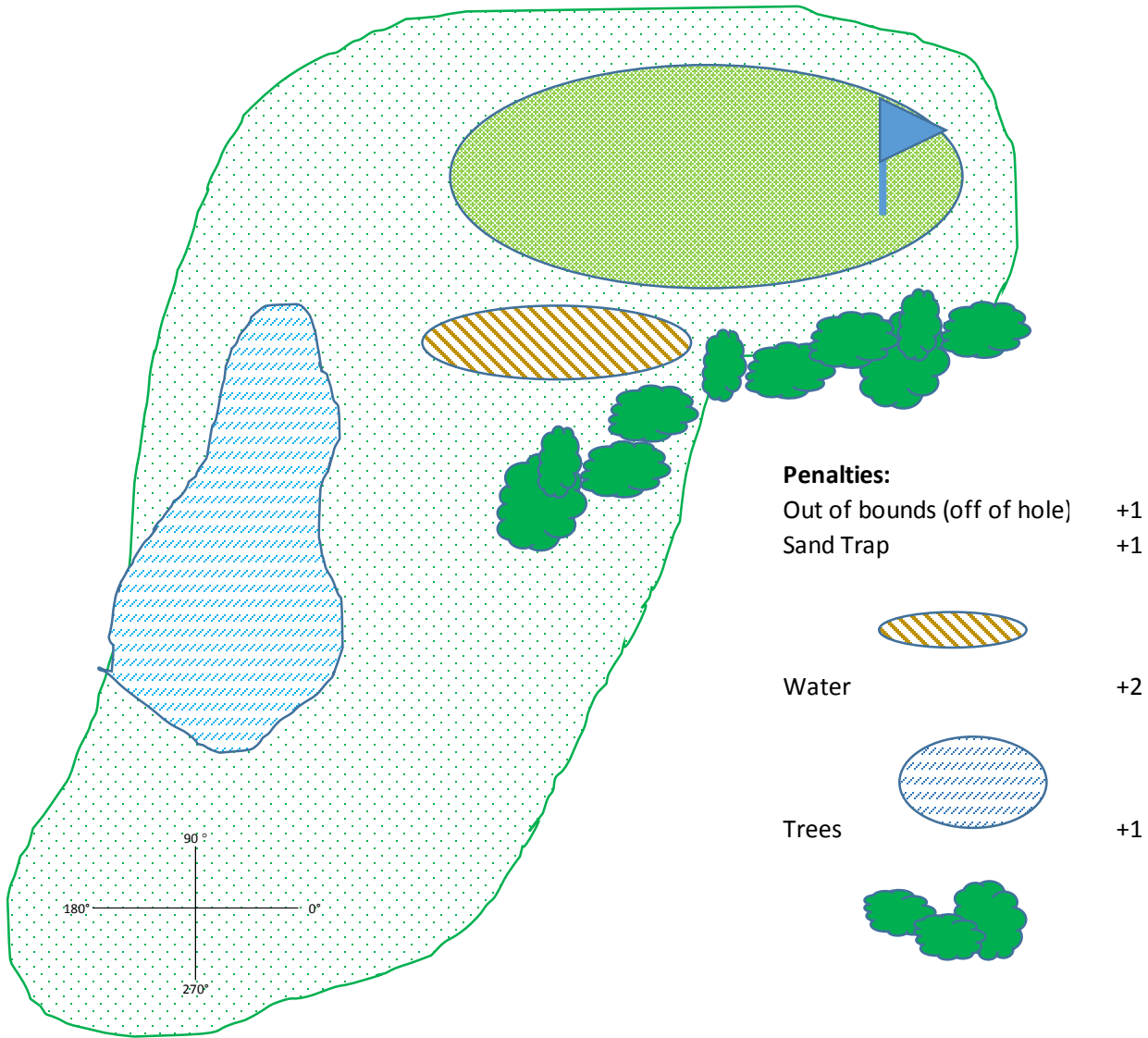
Player 2		
Angle	Length	Stroke (+ Penalty)
	Putts	
	Total	

Hole # 9

If you land in a penalty area, your ball is placed at the point on entry, and you are penalized the points shown. You cannot hit balls over trees, but may try to hit them over sand traps and water.

Calculate Number of Putts

Distance to cup	Number of Putts
0 - 0.5 cm	1
0.6 - 1.5 cm	2
> 1.5 cm	3



Player 1		
Angle	Length	Stroke (+ Penalty)
	Putts	
	Total	

Player 2		
Angle	Length	Stroke (+ Penalty)
	Putts	
	Total	